



Homework – Sept 2024

We strive to share the learning journey children are making with parents as much as possible. We do this in many ways: via our website where curriculum plans for the year and termly class information can be viewed; through open afternoon for parents where books can be viewed; through teacher-parent evenings twice a year; through sharing/discussing My Plans with parents of pupils with SEND needs and through holding a Rec-Y2 Reading and Word Skill Information Evening for parents each Autumn Term.

Homework is another way for you to find out more about what your child has been learning in school as homework will link to class lessons. It is also an important opportunity to work with us and your child to support them in their learning journey.

Each teacher will have an outline of their homework expectation and routine – this can be found in the homework book/folder of your child. These expectations can also be found in the termly class curriculum information on the website. Please do ask teachers if you are unsure – we want to work with you. The more we work together, the more successful your child will be.

Homework weekly expectations:

- In all year groups we expect children to read at least three times a week- parents please sign the reading record for your child.** Books sent home will be a guided reading book or a colour coded book. Children in Reception may have word cards as well as books. Parents, please make a comment if you wish in the reading record or simply sign it to inform the teacher you have read with your child. Please ensure reading records and books are in book bags every day. Reading is a pleasure for life as well as being a fundamental skill which supports other curriculum area and future work. As a school we have a strong focus on reading from Reception through to Year 6.

- In Years 1-6 we expect children to work on specific spellings weekly-KS2 children will be tested weekly on these words.** These will be spellings that children will have learned in school during their daily word skill sessions. **Classes 1-3, will be asked to practise using LSCWC and to write sentences** for the group of words they have been given. **In C3-C5 we sometimes use Spelling Frame** for online practising too.

In Reception, phonics is the main focus of spelling learning, with some tricky words (words that cannot be sounded out) being taught too.

In Year One many more tricky words will be taught and children have to use their phonic skills alongside visual skills to spell as they make choices about which digraph (two letters making one sounds such as ee, ea) to use to spell a sound. For example: to spell 'pie' children need to select from igh/ie/i_e/y which are all possibilities of spelling the sound.

In Y2 onwards there are lots of spelling patterns to learn so visual skills continue to be important alongside thinking skills about rules and word meanings.

HOW TO LEARN A SPELLING

Use your ears

- Which parts can be sounded out?
- Can you break it into syllables?
- Can you say it in a silly way?

Use your eyes

- Can you identify the tricky part?
- Can you identify little words within?
- Can you visualise the word shape/length/spelling pattern?

Use your brain:

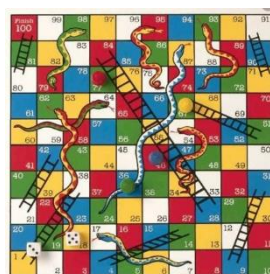

- Can you use a root word with prefixes/suffixes/rule?
- Can you make a connection to another word you know?
- Can you create a picture or mnemonic to help?

As a school we created a poster to support children in how to learn a spelling using ears, eyes and brain.

There are lots of ways to improve spelling:

- We use **Look-Say-Cover-Write-Check** to learn spellings. This involves:
 - *Looking at the word** – What are the tricky parts? How many parts are there? Are there any spelling patterns?
 - *Saying the word** – Break the word into the syllables and say aloud. How many parts are there? What sounds can you hear?
 - *Covering the word** – Picture the word in your mind.
 - *Writing the word** - Write the word remembering how it sounds and what it looks like.
 - *Checking the word**– The child checks the word to see if they were correct. Tick each letter that was correct. If the word isn't correct the process is repeated until it is.

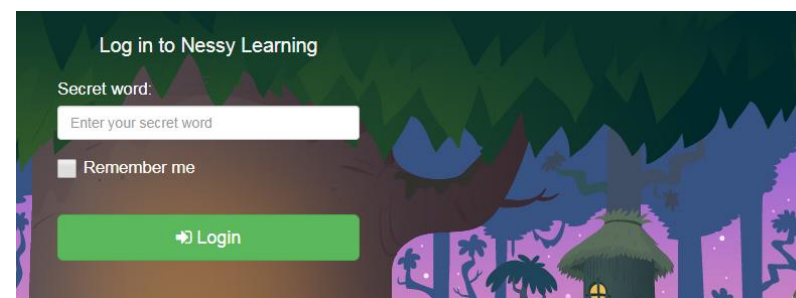
- **Writing the given words in sentences** – this become important for children in Y1 and above as the meaning of words can become important to the spelling. For example the spelling of blew/blue is dependent on the context/sentence.
- If your child likes games it is easy to play a spelling version of the **pairs game**. Just make two copies of each word on small pieces of paper/cards. Play pairs as you usually would. When a player finds a pair of words that are the same they can only keep them if they spell the word correctly.
- If your child enjoys games, you can play **spelling snakes and ladders**. Write out the words to be learned on small pieces of paper/card and put them in a pile. After a player has rolled the dice and moved their counter they take the word from the top of the pile. They give the word to the other player and spell it. If they get it right they move forward three bonus squares.



3. **In Years 1-2 children** will have maths homework each week - this will link to work undertaken in class that week. **In Years 3-6**, children will have an alternate piece of English or Mathematics homework each week – this may be written or through Times Table Rock Stars (TTRS). Children will have a homework book or file to help them transport this homework to/from school.
4. We buy access to a number of computer programs which can also be used at home as well as school:
 - **Times Table Rock Stars** is a fun program to support the rapid recall of times tables. (Strong times tables underpins many aspects of maths work - calculations, fractions etc..) Every child in Y3-Y6 has a login which can be used in school and home – these are written in reading records to help your child recall them. Some children in other year groups may be given logins too.
 - **Phonics play** is a program which supports word reading and spelling skills. We have a login for multiple users to use the program in school and home. Any child can use this login but it is particularly useful for children

in Rec to Y2 (plus any other selected children) – please ask your class teacher for the login.

- **Nessy** is a spelling program where the difficulty level is tailored to the needs of the child – specific children will be given logins to Nessy.



Homework is given to children on Thursday and needs to be submitted by the following Tuesday to be marked. If this time frame is a challenge for your child due to an unforeseen event/special circumstances please talk to the teacher of your child.

Every year we are fortunate that many of our Year 6 pupils return to visit us. When asked how we could prepare them better for secondary the most common answer is to give them more homework so they are prepared for secondary school expectations in this area. As a result of this, time spent on homework will increase over Y6. We do this to ensure children are secondary ready.

